

# FAMILY POETRY JAM

Email photos of your  
poems to  
[library-northmgr@  
cityofevanston.org](mailto:library-northmgr@cityofevanston.org)



Fun for the  
whole family!

In your  
jammies!



Pick a few  
activities, or  
try them all!



# PAPER BAG POETRY

## PLAYER 1

Without the other player seeing what you pick, find a (safe-to-touch) household or natural object such as a toy, stuffed animal, leaf, or pinecone.

Put it in a bag and tell Player 2 to close their eyes.


## PLAYER 2

Close your eyes. Then put your hand in the bag and touch the object. Don't guess what it is right away, but tell Player 1 what you feel. What's the texture? Shape? What does it remind you of?

## PLAYER 1

Write down what Player 2 says. Then ask Player 1 to guess what the object is. You have a poem!

**NOW SWITCH SO EACH PERSON HAS A CHANCE TO WRITE A POEM!**



We would love to see  
your poems!  
Email them to  
[library-northmgr@  
cityofevanston.org](mailto:library-northmgr@cityofevanston.org)



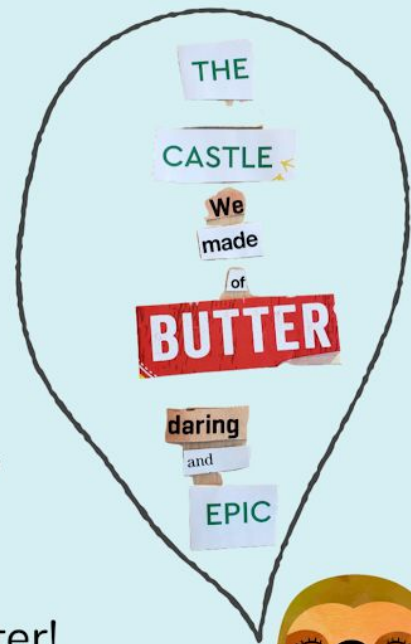
*Be sure to put everything  
away when you're done!*



# UPCYCLED POETRY



- 1 Go on a word hunt!  
Search your recycling bin for words to cut out from old cereal or cracker boxes, catalogs, or magazines.
- 2 Cut out each word and spread all the words on a table.
- 3 Use the words to make a new sentence or mini poem.
- 4 Do you need more words? Write your own words on little scraps of paper. Or, print out the word lists in the back of this packet.
- 5 Take a picture of your upcycled poetry and email it to [library-northmgr@cityofevanston.org](mailto:library-northmgr@cityofevanston.org)  
We may feature it in our next newsletter!



*Be sure to clean everything up when you're done!*



# READ SOME POETRY



It can be really fun to read poetry out loud!  
Here are some ideas of where to find poems.

- 1 Use your library card to log on to  
**WWW.HOOPLADIGITAL.COM**  
Type "poetry" in the search bar. You will see hundreds of poetry books you can check out.  
Choose a few to read out loud!
- 2 Have you tried Tumblebooks yet? Use your web browser to go to this address:  
**HTTPS://WWW.EPL.ORG/RESOURCES/TUMBLEBOOKS/**  
You can watch, read and listen to a huge selection of partially animated books!
- 3 Use our **LIBBY APP** to find other poetry e-books!






# TRY THIS!

As you've seen already, poetry can take lots of different forms!

## ONE FUN, EASY WAY TO MAKE A POEM IS TO USE A PATTERN.

Here's how to make a "Cinquain"  
(sin-kain) poem.



### LINE 1

Pick a topic/subject

### LINE 2

Write 2 words that describe your subject (adjectives)

### LINE 3

Write 3 words that the subject does (verbs)

### LINE 4

Write a 4-word sentence about the subject

### LINE 5

End with the subject again (add adjectives if you wish)

Print and cut out these words!

elephant

game

stars

hair

game

sky

nails

computer

bottle

football

tiger

danger

paint

fish

shoe

hope

butterfly

blanket

book

sun

wood

juice

moon

pencil

Print & cut out these words!

like

or

and

the

for

as

like

or

and

the

for

as

like

or

and

like

or

and

the

why

who

where

when

what

Print, cut and write your own words!

